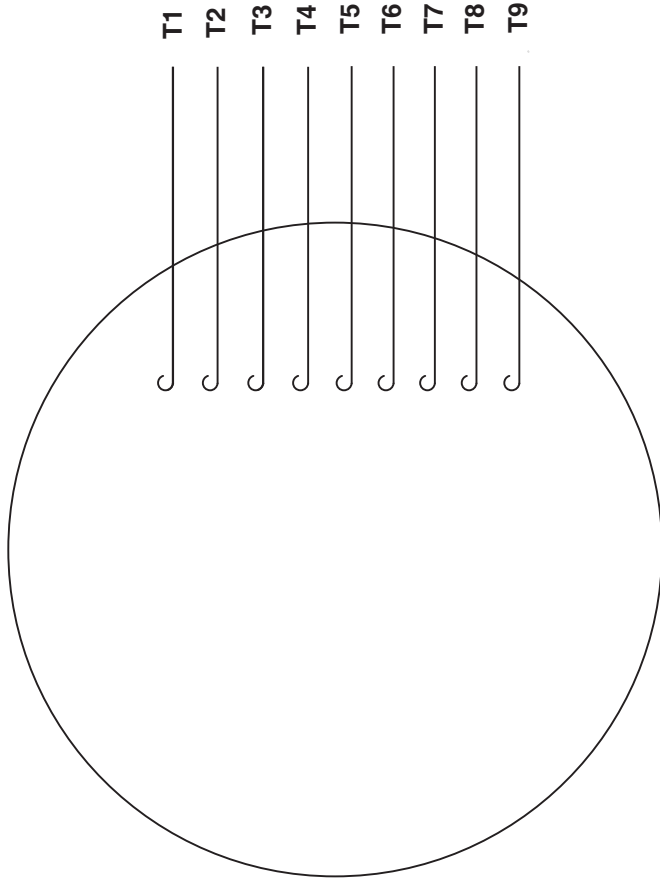
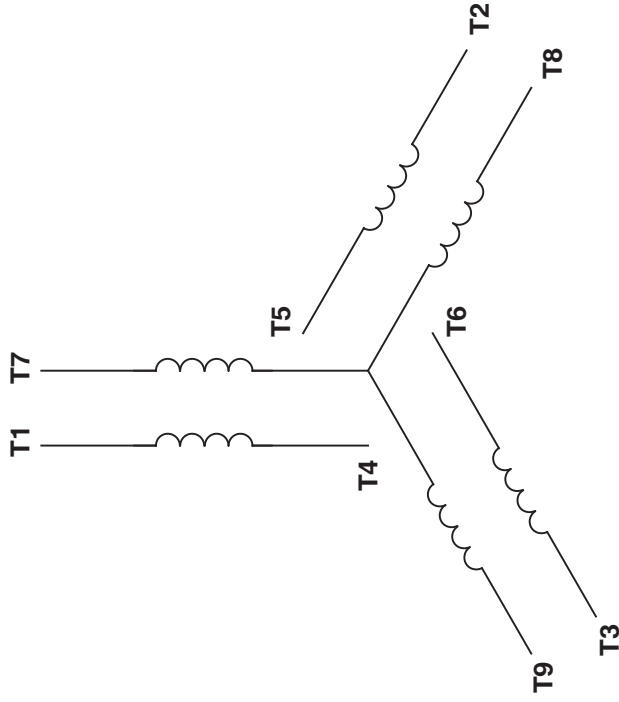


VIEW FROM OUTSIDE OF MOTOR AT SWITCH END.



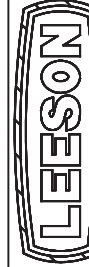
LINE LEADS



VOLTAGE	L1	L2	L3	JOIN & INSULATE
HIGH	T1	T2	T3	(T4, T7) (T5, T8) (T6, T9)
LOW	T1, T7	T2, T8	T3, T9	T4, T5, T6

RBC PROPRIETARY AND CONFIDENTIAL INFORMATION

This document is the property of REGAL BELOIT CORPORATION ("RBC"), including its subsidiaries and divisions and contains proprietary information of RBC. This document is loaned on the express condition that neither it nor the information contained therein shall be disclosed to others without the express written consent of RBC, and that the information shall be used by the recipient only as approved expressly by RBC. This document shall be returned to RBC upon its request. This document may be subject to certain restrictions under U.S. export control laws and regulations.



ELECTRIC MOTORS
GEARMOTORS
AND DRIVES

TITLE EXTERNAL WIRING DIAGRAM
3 PHASE W/O PROTECTOR

MAT'L DECAL - 004014

FINISH

PREV

00501001

TOLERANCES UNLESS SPECIFIED	
DEC	INCHES
.X	±.1
.XX	±.01
.XXX	±.005
MDN .XXXX	±.0005
CHK ANG	±1/2°

BY & DATE	CHK	ANG
VJB 02/08/11		
KJH 06/08/09		

REVISION	NO	DATE	BY
REDRAWN IN SOLIDWORKS			VJB
ADD REV TO MATCH ORACLE			KJH

REV	NO	DATE	BY

REV	NO	DATE	BY

REV	NO	DATE	BY

REV	NO	DATE	BY

REV	NO	DATE	BY

REV	NO	DATE	BY



REV	NO	DATE	BY